

Yoroi Headdress

Zukin and Fukumen

Essentially two pieces of cloth thought to be all black, with the zukin the hood covering the head, and the fukumen covering the ninja's face. This covering of the face using the zukin and the fukumen was an important part of the Shinobi & Ninpo warriors outfit, as first it would give anonymity to the warriors identity, and second it would cover any exposed skin that may draw attention at night.




FIG 1

Step 1

Your first step is to place the face mask or fukumen over the lower portion of the face, making sure the centre of the fukumen begins at the bridge of the nose as shown in **FIG 1** before tying in a double overhand knot at the back of the neck.




FIG 2

Now tidy up the loose part of the fukumen by tucking this into your Kimono, Gi, or Uniform as shown in **FIG 2** as this will also cover any open skin that may draw attention at night.




Step 2

Hold the Zukin or hood with both hand in front of your face, clutching your hands around either side of the fabric and the cord ends. Lifting the Zukin back over the head place the head band part of the zukin on the forehead with the band just covering the eyebrows. The cord should now be behind your neck in a loop. Pull both cords together until it feels secure against the forehead.



Step 3

Before tying and securing the headdress it is important to bunch up the material or fabric, as the crown part of the fabric that rolls over the head will now be shorter than the fabric coming across the forehead, so place the crown fabric or shorter section inside the two longer sections of material, then bunch them up together like a ponytail in your left hand while looping both cords around the two cords of the Zukin Mark and into an overhand knot at the top of the trail then tighten everything together by pulling the cords of the knot. when you feel the head band tighten you can now wrap the cords around a second time and fix into place with a second overhand knot at the top of the trail of the headdress.



Note: Remember when wrapping the cord a second time don't forget to include the Fukumen cords of the Mask, or it will feel like a two part headdress, and not a one piece headdress as it was intended.

